



Los Angeles Unified School District
MULTILINGUAL & MULTICULTURAL EDUCATION DEPARTMENT
Elementary Progress Report ELD Marking Protocol



Note: This resource is available for teacher use to assist in communicating student progress

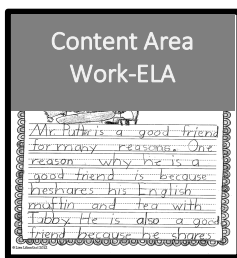


Student Name:

Teacher:

School Year:


Consider the following when grading:

- Select student work and use teacher observations (e.g. SPF's, Content Area work, formal and informal assessments from Designated and Integrated ELD) based on the targeted ELD Standards for the lesson



- Identify the ELD Standards addressed using the ELD Standards at a Glance and indicate the current level of performance for each ELD standard

EM = Emerging
 EX = Expanding
 BR = Bridging

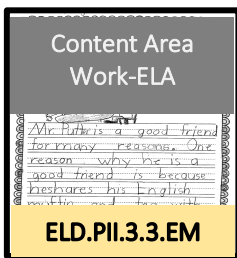




PI.3.1.EX
 PI.3.4.EX



PII.3.3.EM

- Label work with the CA ELD Standards




- Sort representative work into modes and/or processes

Part I: Interacting in Meaningful ways

- Collaborative
- Interpretive
- Productive

Collaborative



Part II: Learning About How English Works

- Structuring Cohesive Texts
- Expanding & Enriching Ideas
- Connecting & Condensing Ideas

Expanding and Enriching Ideas



- Use the CA ELD Standards to determine Overall Proficiency score for each Mode or Process (Provide sufficient student work samples and teacher anecdotal records as rationale for score).
- Use the English Language Development Scoring and Proficiency Level Key to determine rate of progress within each reporting period for each Mode or Process

Student Name:		Teacher:		School Year:				
3rd Grade Part I: Interacting in Meaningful Ways		3rd Grade Part II: Learning About How English Works			Overall Proficiency Level and Rate of Progress			
EMERGING		EXPANDING			BRIDGING			
1. Exchanging information and ideas - SL.3.1, 6, L.3.1, 2, 6	1.1. Contribute to conversations and partner discussions, including answering yes-no and why-questions and responding using short phrases.	2. Collaborate with peers on joint writing projects of longer informational and literary texts, using technology where appropriate for publishing, graphics, etc.	3. Offer opinions and negotiate with others in conversations using basic learned phrases (e.g., I think...), as well as open responses in order to gain and/or hold the floor.	4. Adapt language (e.g., vocabulary) according to social setting (e.g., playground versus classroom) with substantial support from peers or adults.	1. Contribute to class, group, and partner discussions, including sustained dialogue, by following turn-taking rules, asking relevant questions, affirming others, and adding relevant information.	2. Collaborate with peers on joint writing projects of longer informational and literary texts, using technology where appropriate for publishing, graphics, etc.	3. Offer opinions and negotiate with others in conversations using an expanded set of learned phrases (e.g., I agree with X, and...), as well as open responses in order to gain and/or hold the floor, provide counter-arguments, etc.	4. Adjust language choices (e.g., vocabulary, use of dialogue, etc.) according to purpose (e.g., persuading, entertaining), social setting, and audience (e.g., peers versus adults) with moderate support from peers or adults.
					BR	BR	BR	
					EX	EX	EX	
					EM	EM	EM	
					4	4	4	
					3	3	3	
					2	2	2	
					1	1	1	

BR	Bridging: Students at this level continue to learn and apply a range of high level English language skills in a wide variety of contexts, including comprehension and production of highly technical texts. Students are ready to transition to full engagement in grade level academic tasks and activities in a variety of content areas without the need for specialized ELD instruction.
EX	Expanding: Students at this level are challenged to increase their English skills in more contexts, and learn a greater variety of vocabulary and linguistic structures, applying their growing language skills in more sophisticated ways appropriate to their age and grade level.
EM	Emerging: Students at this level typically progress very quickly, learning to use English for immediate needs as well as beginning to understand and use academic vocabulary and other features of academic language.

4 = Demonstrating ADVANCED PROGRESS in the ELD Proficiency level descriptors

3 = Demonstrating AVERAGE PROGRESS in the ELD Proficiency level descriptors

2 = Demonstrating PARTIAL PROGRESS in the ELD Proficiency level descriptors

1 = Demonstrating LIMITED PROGRESS in the ELD Proficiency level descriptors

Student Name:		Teacher:		School Year:				
5th Grade Part I: Interacting in Meaningful Ways								
EMERGING		EXPANDING		BRIDGING		RP1	RP2	RP3
A. Collaborative (engagement in dialogue with others) (Circle Overall Proficiency Level and Rate of Progress)						SCORE		
1. Exchanging information and ideas - SL.5.1,6; L.5.1,3,6	1. Contribute to conversations and express ideas by asking and answering yes-no and wh- questions and responding using short phrases.	1. Contribute to class, group, and partner discussions, including sustained dialogue, by following turn-taking rules, asking relevant questions, affirming others, and adding relevant information.	1. Contribute to class, group, and partner discussions, including sustained dialogue, by following turn-taking rules, asking relevant questions, affirming others, adding relevant information, building on responses, and providing useful feedback.	BR EX EM	4 3 2 1	4 3 2 1	4 3 2 1	
2. Interacting via written English- W.5.6; L.5.1,3,6	2. Collaborate with peers on joint writing projects of short informational and literary texts, using technology where appropriate for publishing, graphics, etc.	2. Collaborate with peers on joint writing projects of longer informational and literary texts, using technology where appropriate for publishing, graphics, etc.	2. Collaborate with peers on joint writing projects of a variety of longer informational and literary texts, using technology where appropriate for publishing, graphics, etc.					
3. Offering opinions - SL.5.1,6; L.5.1,3,6	3. Negotiate with or persuade others in conversations using basic learned phrases (e.g., I think . . .), as well as open responses, in order to gain and/or hold the floor.	3. Negotiate with or persuade others in conversations using an expanded set of learned phrases (e.g., I agree with X, but . . .), as well as open responses, in order to gain and/or hold the floor, provide counterarguments, etc.	3. Negotiate with or persuade others in conversations using a variety of learned phrases (e.g., That's an interesting idea. However . . .), as well as open responses, in order to gain and/or hold the floor, provide counterarguments, elaborate on an idea, etc.					
4. Adapting language choices- W.5.4-5; SL.5.1,6; L.5.1,3,6	4. Adjust language choices according to social setting (e.g., playground, classroom) and audience (e.g., peers, teacher) with substantial support.	4. Adjust language choices according to purpose (e.g., persuading, entertaining), task (e.g., telling a story versus explaining a science experiment), and audience with moderate support	4. Adjust language choices according to purpose, task (e.g., facilitating a science experiment), and audience with light support.					
B. Interpretive (comprehension and analysis of written and spoken texts) (Circle Overall Proficiency Level and Rate of Progress)						RP1	RP2	RP3
						SCORE		
5. Listening actively - SL.5.1-3; L.5.3	5. Demonstrate active listening of read-alouds and oral presentations by asking and answering basic questions with prompting and substantial support.	5. Demonstrate active listening of read-alouds and oral presentations by asking and answering detailed questions with occasional prompting and moderate support.	5. Demonstrate active listening of read-alouds and oral presentations by asking and answering detailed questions with minimal prompting and light support.	BR EX EM	4 3 2 1	4 3 2 1	4 3 2 1	
6. Reading/viewing closely - RL.5.1-7,9-10; RI.5.1-7,9-10; SL.5.2-3; L.5.3,4,6	6. a) Explain ideas, phenomena, processes, and text relationships (e.g., compare/contrast, cause/effect, problem/solution) based on close reading of a variety of grade-level texts and viewing of multimedia with substantial support. b) Use knowledge of frequently-used affixes (e.g., un-, mis-), linguistic context, reference materials, and visual cues to determine the meaning of unknown words on familiar topics.	6. a) Explain ideas, phenomena, processes, and text relationships (e.g., compare/contrast, cause/effect, problem/solution) based on close reading of a variety of grade-level texts and viewing of multimedia with moderate support. b) Use knowledge of morphology (e.g., affixes, roots, and base words), linguistic context, and reference materials to determine the meaning of unknown words on familiar and new topics.	6. a) Explain ideas, phenomena, processes, and text relationships (e.g., compare/contrast, cause/effect, problem/solution) based on close reading of a variety of grade-level texts and viewing of multimedia with light support. b) Use knowledge of morphology (e.g., affixes, roots, and base words), linguistic context, and reference materials to determine the meaning of unknown words on familiar and new topics.					
7. Evaluating language choices - RL.5.3-4,6; RI.5.2,6,8; SL.5.3; L.5.3-6	7. Describe the specific language writers or speakers use to present or support an idea (e.g., the specific vocabulary or phrasing used to provide evidence) with prompting and substantial support.	7. Explain how well writers and speakers use language resources to support an opinion or present an idea (e.g., whether the vocabulary used to provide evidence is strong enough, or if the phrasing used to signal a shift in meaning does this well) with moderate support.	7. Explain how well writers and speakers use specific language resources to support an opinion or present an idea (e.g., the clarity or appealing nature of language used to provide evidence or describe characters, or if the phrasing used to introduce a topic is appropriate) with light support.					
8. Analyzing language choices - RL.5.4-5; RI.5.4-5; SL.5.3; L.5.3-6	8. Distinguish how different words with similar meanings produce different effects on the audience (e.g., describing a character as angry versus furious).	8. Distinguish how different words with similar meanings (e.g., describing an event as sad versus tragic) and figurative language (e.g., she ran like a cheetah) produce shades of meaning and different effects on the audience.	8. Distinguish how different words with related meanings (e.g., fun versus thrilling, possibly versus certainly) and figurative language (e.g., the stream slithered through the parched land) produce shades of meaning and different effects on the audience.					
C. Productive (creation of oral presentations and written texts) (Circle Overall Proficiency Level and Rate of Progress)						RP1	RP2	RP3
						SCORE		
9. Presenting - SL.5.4-6; L.5.1,3,6	9. Plan and deliver brief oral presentations on a variety of topics and content areas (e.g., providing a report on a current event, reciting a poem, recounting an experience, explaining a science process) with moderate support, such as graphic organizers.	9. Plan and deliver longer oral presentations on a variety of topics and content areas (e.g., providing an opinion speech on a current event, reciting a poem, recounting an experience, explaining a science process) with moderate support.	9. Plan and deliver oral presentations on a variety of topics in a variety of content areas (e.g., providing an opinion speech on a current event, reciting a poem, recounting an experience, explaining a science process) with light support.	BR EX				
10. Writing - W.5.1-8,10; L.5.1-3,6	10. a) Write short literary and informational texts (e.g., a description of a camel) collaboratively (e.g., joint construction of texts with an adult or with peers) and sometimes independently. b) Write brief	10. a) Write longer literary and informational texts (e.g., an informative report on different kinds of camels) collaboratively (e.g., joint construction of texts with an adult or with peers) and with increasing independence using	10. a) Write longer and more detailed literary and informational texts (e.g., an explanation of how camels survive without water for a long time) collaboratively (e.g., joint construction of texts with an adult or with peers) and					

	summaries of texts and experiences using complete sentences and key words (e.g., from notes or graphic organizers).	appropriate text organization. b) Write increasingly concise summaries of texts and experiences using complete sentences and key words (e.g., from notes or graphic organizers).	independently using appropriate text organization and growing understanding of register. b) Write clear and coherent summaries of texts and experiences using complete and concise sentences and key words (e.g., from notes or graphic organizers).	EM 4 3 2 1	EM 4 3 2 1	EM 4 3 2 1
11. Supporting opinions - W.5.1,4,10; SL.5.4,6; L.5.1-3,6	11. a) Support opinions by expressing appropriate/accurate reasons using textual evidence (e.g., referring to text) or relevant background knowledge about content with substantial support. b) Express ideas and opinions or temper statements using basic modal expressions (e.g., can, has to, maybe).	11. a) Support opinions or persuade others by expressing appropriate/accurate reasons using some textual evidence (e.g., paraphrasing facts from a text) or relevant background knowledge about content. b) Express attitude and opinions or temper statements with familiar modal expressions (e.g., maybe/probably, can/must).	11. a) Support opinions or persuade others by expressing appropriate/accurate reasons using detailed textual evidence (e.g., quoting the text directly or specific events from text) or relevant background knowledge about content. b) Express attitude and opinions or temper statements with nuanced modal expressions (e.g., probably/certainly, should/would) and phrasing (e.g., In my opinion...).			
12. Selecting language resources: - W.5.4-5; SL.5.4,6; L.5.1,3,5-6	12. a) Use a select number of general academic and domain-specific words to create precision while speaking and writing. b) Select a few frequently used affixes for accuracy and precision (e.g., She walks, I'm unhappy.).	12. a) Use a growing number of general academic and domain-specific words, synonyms, and antonyms to create precision and shades of meaning while speaking & writing. b) Select a growing number of frequently used affixes for accuracy and precision (e.g., She walked. He likes . . . , I'm unhappy.).	12. a) Use a wide variety of general academic and domain-specific words, synonyms, antonyms, and figurative language to create precision and shades of meaning while speaking and writing. b) Select a variety of appropriate affixes for accuracy and precision (e.g., She's walking. I'm uncomfortable. They left reluctantly.).			

5 th Grade Part II: How English Works							
		EMERGING	EXPANDING	BRIDGING	RP1	RP2	RP3
A. Structuring Cohesive Texts (Circle Overall Proficiency Level and Rate of Progress)					SCORE		
1. Understanding text structure - RL.5.5; RI.5.5; W.5.1-5; SL.5.4	1. Apply basic understanding of how different text types are organized to express ideas (e.g., how a narrative is organized sequentially with predictable stages versus how opinions/arguments are organized around ideas) to comprehending texts and writing basic texts.	1. Apply growing understanding of how different text types are organized to express ideas (e.g., how a narrative is organized sequentially with predictable stages versus how opinions/arguments are structured logically around reasons and evidence) to comprehending texts and writing texts with increasing cohesion.	1. Apply increasing understanding of how different text types are organized to express ideas (e.g., how a historical account is organized chronologically versus how opinions/arguments are structured logically around reasons and evidence) to comprehending texts and writing cohesive texts.				
2. Understanding cohesion - RL.5.5; RI.5.5; W.5.1-4; SL.5.4; L.5.1,3	2. a) Apply basic understanding of language resources for referring the reader back or forward in text (e.g., how pronouns refer back to nouns in text) to comprehending texts and writing basic texts. b) Apply basic understanding of how ideas, events, or reasons are linked throughout a text using a select set of everyday connecting words or phrases (e.g., first/next, at the beginning) to comprehending texts and writing basic texts.	2. a) Apply growing understanding of language resources for referring the reader back or forward in text (e.g., how pronouns or synonyms refer back to nouns in text) to comprehending texts and writing texts with increasing cohesion. b) Apply growing understanding of how ideas, events, or reasons are linked throughout a text using a variety of connecting words or phrases (e.g., for example, in the first place, as a result) to comprehending texts and writing texts with increasing cohesion.	2. a) Apply increasing understanding of language resources for referring the reader back or forward in text (e.g., how pronouns, synonyms, or nominalizations refer back to nouns in text) to comprehending texts and writing cohesive texts. b) Apply increasing understanding of how ideas, events, or reasons are linked throughout a text using an increasing variety of academic connecting and transitional words or phrases (e.g., consequently, specifically, however) to comprehending texts and writing cohesive texts.	BR EX EM 4 3 2 1	BR EX EM 4 3 2 1	BR EX EM 4 3 2 1	
B. Expanding and Enriching Ideas (Circle Overall Proficiency Level and Rate of Progress)					RP1	RP2	RP3
					SCORE		
3. Using verbs and verb phrases - W.5.5; SL.5.6; L.5.1,3,6	3. Use frequently used verbs (e.g., take, like, eat) and various verb types (e.g., doing, saying, being/having, thinking/feeling) and tenses appropriate for the text type and discipline (e.g., simple past for recounting an experience) on familiar topics.	3. Use various verb types (e.g., doing, saying, being/having, thinking/feeling) and tenses appropriate for the task, text type, and discipline (e.g., simple past for recounting an experience, timeless present for a science description) on an increasing variety of topics.	3. Use various verb types (e.g., doing, saying, being/having, thinking/feeling) and tenses appropriate for the task and text type (e.g., timeless present for science description, mixture of past and present for narrative or history explanation) on a variety of topics.				
4. Using nouns and noun phrases - W.5.5; SL.5.6; L.5.1,3,6	4. Expand noun phrases in simple ways (e.g., adding an adjective to a noun) in order to enrich the meaning of sentences and add details about ideas, people, things, etc.	4. Expand noun phrases in a variety of ways (e.g., adding comparative/ superlative adjectives to noun phrases or simple clause embedding) in order to enrich the meaning of sentences and add details about ideas, people, things, etc.	4. Expand noun phrases in an increasing variety of ways (e.g., adding comparative/superlative and general academic adjectives to noun phrases or more complex clause embedding) in order to enrich the meaning of sentences and add details about ideas, people, things, etc.	BR EX EM 4 3 2 1	BR EX EM 4 3 2 1	BR EX EM 4 3 2 1	
5. Modifying to add details - W.5.5; SL.5.4,6; L.5.1,3,6	5. Expand and enrich sentences with adverbials (e.g., adverbs, adverb phrases, prepositional phrases) to provide details (e.g., time, manner, place, cause, etc.) about a familiar activity or process.	5. Expand and enrich sentences with adverbials (e.g., adverbs, adverb phrases, prepositional phrases) to provide details (e.g., time, manner, place, cause, etc.) about a familiar or new activity or process.	5. Expand and enrich sentences with adverbials (e.g., adverbs, adverb phrases, prepositional phrases) to provide details (e.g., time, manner, place, cause, etc.) about a variety of familiar and new activities and processes.				

C. Connecting and Condensing Ideas (Circle Overall Proficiency Level and Rate of Progress)				RP1	RP2	RP3
				SCORE		
6. Connecting ideas within sentences - W.5.1-3,5; SL.5.4,6; L.5.1,3,6	6. Combine clauses in a few basic ways to make connections between and join ideas (e.g., You must X because X.) or to provide evidence to support ideas or opinions (e.g., creating compound sentences using and, but, so).	6. Combine clauses in an increasing variety of ways (e.g., creating compound and complex sentences) to make connections between and join ideas, for example, to express cause/effect (e.g., The deer ran because the mountain lion came.), to make a concession (e.g., She studied all night even though she wasn't feeling well.), or to provide reasons to support ideas (e.g., X is an extremely good book because X.).	6. Combine clauses in a wide variety of ways (e.g., creating compound and complex sentences) to make connections between and join ideas, for example, to express cause/effect (e.g., The deer ran because the mountain lion approached them.), to make a concession (e.g., She studied all night even though she wasn't feeling well.), to link two ideas that happen at the same time (e.g., The cubs played while their mother hunted.), or to provide reasons to support ideas (e.g., The author persuades the reader by X.).	BR EX EM	BR EX EM	BR EX EM
				4 3 2 1	4 3 2 1	4 3 2 1
7. Condensing ideas within sentences - W.5.1-3,5; SL.5.4,6; L.5.1,3,6	7. Condense clauses in simple ways (e.g., through simple embedded clauses as in, The book is on the desk. The book is mine. - > The book that is on the desk is mine.) to create precise and detailed sentences.	7. Condense clauses in an increasing variety of ways (e.g., through a growing number of types of embedded clauses and other condensing as in, The book is mine. The book is about science. The book is on the desk. -> The science book that's on the desk is mine.) to create precise and detailed sentences.	7. Condense clauses in a variety of ways (e.g., through various types of embedded clauses and some nominalizations as in, They were a very strong army. They had a lot of enemies. They crushed their enemies because they were strong. -> Their strength helped them crush their numerous enemies.) to create precise and detailed sentences.			